




ProfileCut series

Designed for efficient beam, pipe and dome processing



The **ProfileCut series** is dedicated for production of **steel structures**. It provides efficient and cost-effective cutting and marking of commonly used types of beams and profiles.

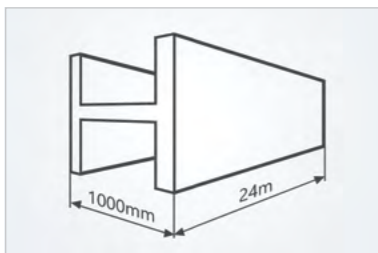
Besides optional **tube** and **plate** cutting areas, the machine has a dedicated area for cutting of **beams** such as **I, H, U** or **L**. To enable precise processing of beams in the required spots, ProfileCut machines are equipped with a laser scanner that measures the exact shape of beam in the place of cutting. That allows the control system to adjust the movement of tool according to the true shape of the particular beam.

In addition, ProfileCut machines offer **automation possibilities** with automatic loading, feeding, sorting and unloading of beams via feeding and conveyor systems and a dedicated production management software.

Extension of the machine with a **dome** cutting area for processing of dished ends turns ProfileCut into a true all-rounder in processing of 3D materials.

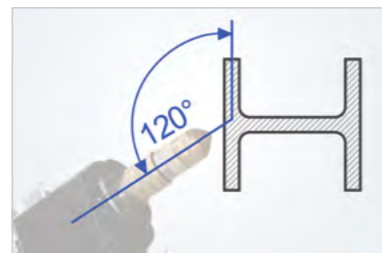


Processing of beams and profiles up to HEB 1000 and length 24 m



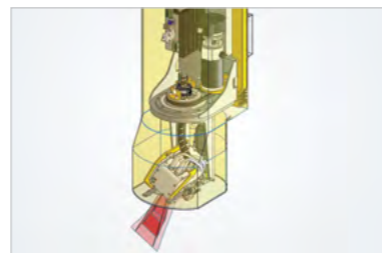
Thanks to its generous work areas, the machine can process beams up to HEB 1000 and a length of 24,000 mm. In addition to the common beam types such as I, H, U or L, round pipes, hollow sections and even domes and plates can be cut as well.

Great production flexibility thanks to the 120° bevel cutting head



MicroStep's 3D rotator with a torch tilt of up to 120° provides full beam processing functionality including dividing of beams and cutting of commonly required contours and openings. The advanced auto-calibration feature (ACTG®) guarantees long-term accuracy, easy setup and minimum maintenance downtimes of the bevel cutting equipment.

Laser scanner for measuring of the true beam shape




ProfileCut machines are equipped with a 3D laser scanner that measures the exact shape of beam in the place of cutting. Advanced algorithms then allow the control system to adjust the movement of tool accordingly and compensate for possible inaccuracies of the particular beam.

Convenient loading of profiles



Thanks to the large, open loading area, even heavy beams can be easily and safely slid over the supporting rollers into the work zone. This saves time as the beams do not have to be clamped or otherwise prepared for processing.

Extensive configuration possibilities



ProfileCut is one of MicroStep's most versatile machines. Besides processing of beams and tubes, the machine can be extended by a plate or dome cutting area and by integrating a variety of technologies such as triple-torch oxy-fuel cutting, drilling, tapping, countersinking or marking – turning the machine into a universal production tool for structural steel jobs.

Beam processing automation



The machine can be fully automated via handling systems and CyberFab® Manager software, including:

- Loading of beams
- Detection of shape deviations via a laser scanner
- Loading and execution of cutting programs
- Unloading of finished parts
- Updating of warehouse database, exchanging information with ERP system